

Monthly Speller's Choice Menus

By Christine Statzel





august/september speller's choice menu



Choose one activity each night during the months of August & September in order to prepare for your spelling test on Friday. Please write the name of the activity at the top of the page and then complete the activity.

**** Please choose a different activity for each night!****

1. Rainbow Words: Write your words in 3 different colors.
2. Fancy Fingers: Use your fanciest writing to write your words with curly, DOTTY, or other fancy letters!
3. Spelling City: Go to the website <http://www.spellingcity.com> and select "Find a List." Type in your teacher's name. Then, select the unit and week that we are working on. Write "Spelling City" on the Speller's Choice page and have an adult sign it to say you did your words on Spelling City!
4. Spelling Cheer: Pretend you're a cheerleader and cheer out your words to an adult at home. Write "Spelling Cheer" on the Speller's Choice page and have an adult sign it to say you cheered your words!
5. Computer Fun: Use your computer to type your words. Use different fonts and make it look really fun! Be sure you print it out and bring it in your folder! Or you can type your words in an email and email it to me.
6. Practice Test: Have an adult quiz you on your spelling words





October Speller's Choice Menu



Choose one activity every night during the month of October in order to prepare for your spelling test on Friday. Please write the name of the activity at the top of the page and then complete the activity.

**** Please choose a different activity for each night!****

1. **Disappearing Words:** Write each word, then write it again but leave one letter out. Then write it again and leave TWO letters out. Then three..until your word has disappeared!

cobweb

__obweb

__bweb

___web

____eb

_____b

Example:

2. **Spooky Words:** Write your words in *spooky* looking letters.


3. **Scary Story:** Write a scary story using your spelling words.

4. **Spelling City:** Go to the website <http://www.spellingcity.com> and select "Find a List." Type in your teacher's name. Then, select the unit and week that we are working on. Write "Spelling City" on the Speller's Choice page and have an adult sign it to say you did your words on Spelling City!

5. **Computer Fun:** Use your computer to type your words. Use different fonts and make it look really fun! Be sure you print it out and bring it in your folder! Or you can type your words in an email and email it to me.

6. **Practice Test:** Have an adult quiz you on your spelling words

7. **3x Each:** Write each of your words 3 times each





NOVEMBER SPELLER'S CHOICE MENU




Choose one activity every night during the month of November in order to prepare for your spelling test on Friday. Please write the name of the activity at the top of the page and then complete the activity.

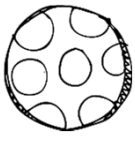
**** Please choose a different activity for each night!****

1. Friendly Words: Write two words that share a letter so they are touching
Example:

```
  m
c a t
  t
```

2. Silly Sentences: Use all of your words to make 10 silly sentences.
3. Musical Words: Sing your spelling words to the tune of your favorite song.
4. Spelling City: Go to the website <http://www.spellingcity.com> and select "Find a List." Type in your teacher's name. Then, select the unit and week that we are working on. Write "Spelling City" on the Speller's Choice page and have an adult sign it to say you did your words on Spelling City!
5. Computer Fun: Use your computer to type your words. Use different fonts and make it look really fun! Be sure you print it out and bring it in your folder! Or you can type your words in an email and email it to me.
6. Practice Test: Have an adult quiz you on your spelling words
7. Other Handed: If you are right handed, write your words with your left hand. If you are left handed, write with your right!





December Speller's Choice Menu



Choose one activity every night during the month of December in order to prepare for your spelling test on Friday. Please write the name of the activity at the top of the page and then complete the activity.

**** Please choose a different activity for each night! ****

1. Tree Words: Write your words adding one adding one letter each time. The result will be a Christmas tree shape of words!



Example:

c
ca
cat



2. Magazine Cut-Ups: Look through a magazine. Cut out letters and paste them to make 10 of your spelling words.

3. Silly Sentences: Use all of your words to make 10 silly sentences.

4. Rainbow Words: Write your words in three different colors.

5. Spelling City: Go to the website <http://www.spellingcity.com> and select "Find a List." Type in your teacher's name. Then, select the unit and week that we are working on. Write "Spelling City" on the Speller's Choice page and have an adult sign it to say you did your words on Spelling City!

6. Computer Fun: Use your computer to type your words. Use different fonts and make it look really fun! Be sure you print it out and bring it in your folder! Or you can type your words in an email and email it to me.

7. Other Handed: If you are right handed, write your words with your left hand. If you are left handed, write with your right!



JANUARY SPELLER'S CHOICE MENU



Choose one activity each night during the month of January in order to prepare for your spelling test on Friday. Please write the name of the activity at the top of the page and then complete the activity.

**** Please choose a different activity for each night! ****

1. Air Words: Use your finger to write each word in the air. Have an adult do the same. See if you can figure out their word! Please be sure to have someone sign the Speller's Choice page to say you did it!

2. Where are the vowels?: Write your words but draw a line instead of putting the vowels. (a, e, i, o, u)


Ex: b l - c k

3. Sweet & Salty Words: Be sure an adult knows you are going to do this activity! Put some sugar or salt on a plate. Use your finger to write your words in the sugar or salt.

4. Spelling City: Go to the website <http://www.spellingcity.com> and select "Find a List." Type in your teacher's name. Then, select the unit and week that we are working on. Write "Spelling City" on the Speller's Choice page and have an adult sign it to say you did your words on Spelling City!

5. Computer Fun: Use your computer to type your words. Use different fonts and make it look really fun! Be sure you print it out and bring it in your folder! Or you can type your words in an email and email it to me.

6. Other Handed: If you are right handed, write your words with your left hand. If you are left handed, write with your right!



February Speller's Choice Menu

Choose one activity every night during the month of February in order to prepare for your spelling test on Friday. Please write the name of the activity at the top of the page and then complete the activity.

**** Please choose a different activity for each night!****

1. Sign Words: Use the sign language alphabet to sign your words to an adult. The Sign Language is on the back of this menu! Be sure to have an adult sign your Speller's Choice page to say you signed your words.

2. Heart Vowels Write your words but draw a heart instead of putting the vowels. (a, e, i, o, u)

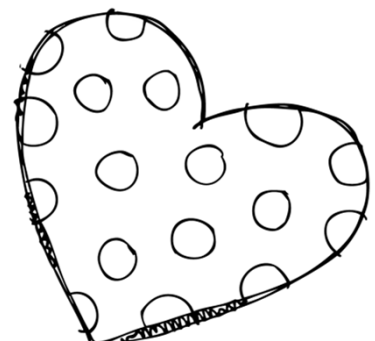

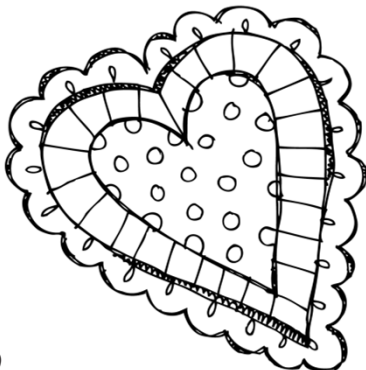
Ex: b l c k

3. Choo-Choo Words: Write all of your words, one right after the other, using a different color for each word to make your word train.

4. Spelling City: Go to the website <http://www.spellingcity.com> and select "Find a List." Type in your teacher's name. Then, select the unit and week that we are working on. Write "Spelling City" on the Speller's Choice page and have an adult sign it to say you did your words on Spelling City!

5. Computer Fun: Use your computer to type your words. Use different fonts and make it look really fun! Be sure you print it out and bring it in your folder! Or you can type your words in an email and email it to me.

6. ABC Order: Write your words in alphabetical order.



The American Sign Language Alphabet



a b c d e f g



h i j k l m n




o p q r s t u



v w x y z



March Speller's Choice Menu



Choose one activity every night during the month of March in order to prepare for your spelling test on Friday. Please write the name of the activity at the top of the page and then complete the activity.

**** Please choose a different activity for each night!****

1. 3D Words: Use play dough to make your words. Be sure an adult signs your speller's choice sheet telling you made your spelling words with play dough.

2. Scrambled Words: Scramble up the letters of each word and then write the correct words next to the scrambled letters. For extra fun, see if an adult will write the words scrambled and you unscramble them!

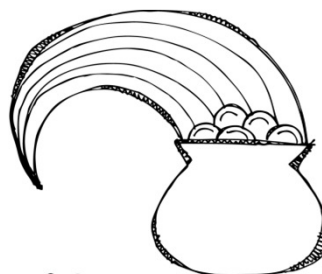
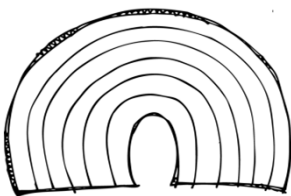
Ex: slian snail

3. Outstanding Words: Write your words 2 times each in your neatest and most outstanding writing.

4. Spelling City: Go to the website <http://www.spellingcity.com> and select "Find a List." Type in your teacher's name. Then, select the unit and week that we are working on. Write "Spelling City" on the Speller's Choice page and have an adult sign it to say you did your words on Spelling City!

5. Computer Fun: Use your computer to type your words. Use different fonts and make it look really fun! Be sure you print it out and bring it in your folder! Or you can type your words in an email and email it to me.

6. Silly Sentences: Choose 10 spelling words. Use your words and write 10 silly sentences.





April Speller's Choice Menu



Choose one activity every night during the months of April in order to prepare for your spelling test on Friday. Please write the name of the activity at the top of the page and then complete the activity.

**** Please choose a different activity for each night!****

1. Scrabble Writing: Choose 10 spelling words. Use the scrabble letters to add up how much each word is worth.



Example: way 4+1+4=9

2. Pyramid Words: Write your words adding one letter at a time. The result will be a pyramid shape of words!

Example: star

s
st
sta
star

3. Questions & Answers: Write a question for each spelling word. Then answer each question using the spelling word.

4. Spelling City: Go to the website <http://www.spellingcity.com> and select "Find a List." Type in your teacher's name. Then, select the unit and week that we are working on. Write "Spelling City" on the Speller's Choice page and have an adult sign it to say you did your words on Spelling City!

5. Computer Fun: Use your computer to type your words. Use different fonts and make it look really fun! Be sure you print it out and bring it in your folder! Or you can type your words in an email and email it to me.

6. Rhymes Writing: Write your spelling words and next to them write a rhyming word.

Example: make-cake
Underline your spelling word





May/June Speller's Choice Menu



Choose one activity every night during the months of May and June in order to prepare for your spelling test on Friday. Please write the name of the activity at the top of the page and then complete the activity.

**** Please choose a different activity for each night!****

1. **Backwards Spelling:** Write your spelling words...backwards!

Example: tree eert

2. **Pyramid Words:** Write your words adding one letter at a time. The result will be a pyramid shape of words!

Example: star

s
st
sta
star

3. **Flashcards:** Make a set of flashcards for each of your spelling words. Have someone test you on your spelling words using your flashcards!

4. **Spelling City:** Go to the website <http://www.spellingcity.com> and select "Find a List." Type in your teacher's name. Then, select the unit and week that we are working on. Write "Spelling City" on the Speller's Choice page and have an adult sign it to say you did your words on Spelling City!

5. **Computer Fun:** Use your computer to type your words. Use different fonts and make it look really fun! Be sure you print it out and bring it in your folder! Or you can type your words in an email and email it to me.

6. **Play-doh Words:** Make each of your spelling words out of play-doh.

7. **Telephone Words:** Translate your words into numbers from a telephone keypad.

1	2 ABC	3 DEF
4 GHI	5 JKL	6 MNO
7 PQRS	8 TUV	9 WXYZ
*	0	#

Example: Cat = 228




Speller's Choice Homework

Day of the Week: M T W TH

Activity: _____

Handwriting practice area consisting of multiple sets of three horizontal lines (top solid, middle dashed, bottom solid) for writing.



THANK YOU!

Thank you for downloading! Please take some time to rate and provide feedback on this product. You can earn Tpt credits for future purchases.

Follow me for updates, freebies, and new products!

The original purchaser of this document is granted permission to copy for teaching purposes only. If you are NOT the original purchaser, please download the item from my store before making any copies. Redistributing, editing, selling, or posting this item or any part thereof on the Internet are strictly prohibited without first gaining permission from the author. Violations are subject to the penalties of the Digital Millennium Copyright Act. Please contact me at statzelc@gmail.com if you wish to be granted special permission.

Copyright © 2013 Christine Statzel

All rights reserved by author.

Permission to copy for single classroom use only.

Electronic distribution limited to single classroom use only. Not for public display.

Graphics courtesy of: Scrappin Doodles

Font courtesy of: Kevin & Amanda